


-tious and -cious Word Endings



twinkl

Adding the Suffix -cious




In this picture, we can see a lot of *space* in the attic.

We could describe the attic as very *spacious*.

By adding the suffix *-cious* to the root word, we have turned a **noun** into an **adjective**.

space
(noun)



spacious
(adjective)

Rule for Adding the Suffix -cious

If the root word ends in *-ce*, remove *-ce* and replace it with *-cious*.

For example:

grace → grace → gracious

This will change the word from a **noun** into an **adjective**.

Your Turn: Adding the Suffix -cious




The character we see in this picture has a lot of malice.

How could we add the suffix -cious to turn the noun malice into an adjective to describe this person?

As our root word ends in -ce, we need to remove these letters and add the suffix -cious. This will change the **noun** into an **adjective**.

malice
(noun)



malicious
(adjective)

Adding the Suffix -tious




The suffix **-tious** acts in a similar way to **-cious**.

In this picture, we can see food that is full of nutrition.

We could describe the food as **nutritious**.

By adding the suffix **-tious**, we have turned the noun nutrition into an adjective.

nutrition
(noun)



nutritious
(adjective)

Rule for Adding the Suffix -tious

If the root word ends in **-tion**, remove **-tion** and replace it with **-tious**.

For example:

ambition → amb~~ition~~ → ambitious

This will change the word from a **noun** into an **adjective**.

Today's task

Add the correct -cious and -tious words to the sentences using the word bank to help you. Write the sentences out in your workbook. Please do not write on the sheet. Remember the rules below to turn a noun into an adjective.

If the root word ends in -ce, remove -ce and replace it with -cious.

If the root word ends in -tion, remove -tion and replace it with -tious.